



Driving safely
is what matters



TOM Builder Suite

Take complete control over TOM

An easy and secure
configuration process

Advanced customization suite


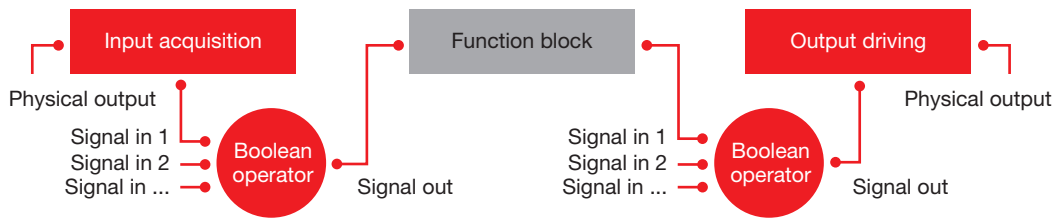
- Uses a block configuration model
- TOM driving aid functions can be put in place quickly, maintaining product safety integrity level certification

- Elementary generic blocks library
- XML description of train applications
- Ensures safe operation of customized application

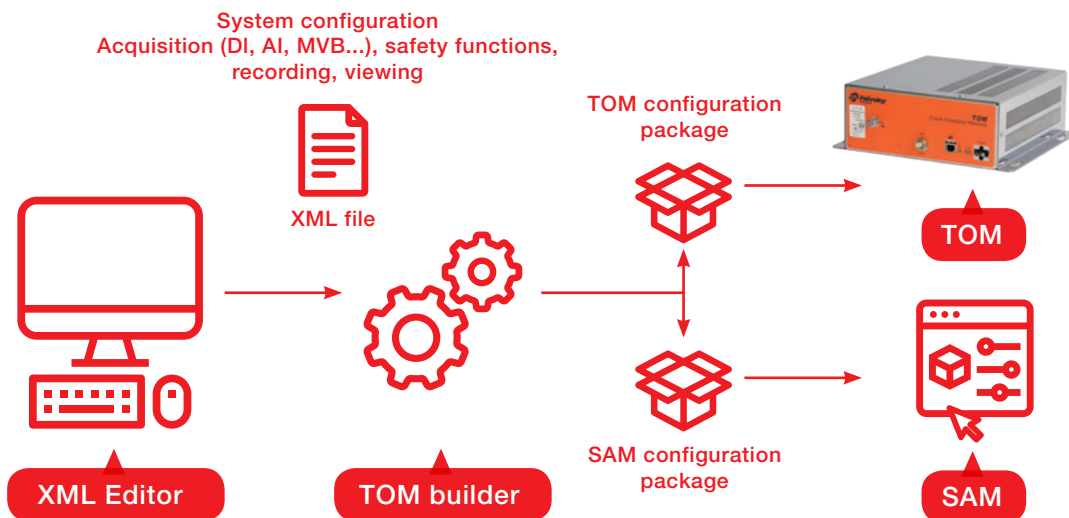


CUSTOMER BENEFITS :

- + Time & cost savings
- + Independence & flexibility
- + Configuration by your own system engineers
- + Preserve product safety certification



Function block	SIL 2	SIL4
Speed acquisition	✓	
Motion detection monitoring	✓	
Speed threshold signaling	✓	✓
Overspeed protection	✓	
Speed indication	✓	
Platform clearance zone signaling	✓	
Standstill protection	✓	
Covered distance signaling	✓	
Driver vigilance control service	✓	✓
Rollback protection	✓	



To discover everything **TOM configuration** can do, contact:

Faiveley Transport Tours
 ZI Bois de Plante - Rue Amélia Earhart - BP 43 - 37700 La Ville-aux-Dames - France
 Tel: +33 (0)2 47 32 55 55 - Fax: +33 (0)2 47 32 56 61
 Email: info.safety@wabtec.com
 www.wabtec.com